

ROYAL ENFIELD
Genuine Motorcycle Accessories

Product Catalogue | 2022

Super
METEOR 650



Images & specifications shown here may differ from the actual product.



WARRANTY

3 Years warranty for
complete peace of mind



GENUINE ACCESSORIES

Royal Enfield branding as a mark of
assured quality



RIGOROUS TESTING

Rigorously tested and fully validated
alongside the motorcycle



CONTROLLED SOURCING

Manufactured in India, adhering to
stringent quality checks and measures



SEAMLESS INTEGRATION

Engineered in-house to ensure perfect fit
every time



FITTING INSTRUCTIONS

Detailed installation manual available for
all products

Super **METEOR 650**



ROYAL ENFIELD

Genuine Motorcycle Accessories

Index

Protection	4
Controls	10
Seats	18
Bodywork	22
Luggage	26
Electrical	28
Wheel	30
Engine	32
Security & Maintenance	34



PROTECTION



Products & motorcycles shown may not be available in all markets
Images & specifications shown here may differ from the actual product

BLACK AIRFLY EVO ENGINE GUARD

Part No. KXA00200

A modern-day cruiser gets a modern touch with the Air Fly Evo Engine Guards. The lighter more simplified design fits perfectly for easy cruising. It also gives the motorcycle a distinct look while adding a layer of protection. Made from a 28.6mm steel tube, they come with a black metallic satin powder coating and are precisely engineered for a perfect fit .

Also available in polished stainless steel, KXA00201



SILVER AIRFLY EVO ENGINE GUARD

Part No. KXA00201

A modern-day cruiser gets a modern touch with the Air Fly Evo Engine Guards. The lighter more simplified design fits perfectly for easy cruising. It also gives the motorcycle a distinct look while adding a layer of protection. Made from a 28.6mm steel tube, they come with a black metallic satin powder coating and are precisely engineered for a perfect fit .

Also available in Black Metallic Satin, KXA00200



BLACK COMPACT ENGINE GUARD

Part No. KXA00202

Add a layer of protection to the upper engine area without compromising on style or ground clearance. The Compact Engine Guards are made from 28.6mm Stainless Steel tube and come either with a black metallic satin powder coating. They are precisely engineered for a perfect fit, with laser etched Royal Enfield branding on the upright.

Also available in polished stainless steel, KXA00203




SILVER COMPACT ENGINE GUARD

Part No. KXA00203

Add a layer of protection to the upper engine area without compromising on style or ground clearance. The Compact Engine Guards are made from 28.6mm Stainless Steel tube and are polished to a beautiful shine. They are precisely engineered for a perfect fit, with laser etched Royal Enfield branding on the upright.

Also available in Black Metallic Satin, KXA00202








SILVER SUMP GUARD

Part No. KXA00289

This sump guard provides essential protection to the engine from debris off the front tyre, or through bottoming out whilst dropping off the edges of kerbs. The kit consists of a pressed heavy duty aluminium alloy plate which is then bead blasted and hard anodised to give a durable finish, with centered Royal Enfield branding. Mounting brackets incorporate rubber isolation to dampen vibrations and enable quick removal using standard tools for cleaning.

Also available in Black, KXA00299



BLACK SUMP GUARD

Part No. KXA00299

This sump guard provides essential protection to the engine from debris off the front tyre, or through bottoming out whilst dropping off the edges of kerbs. The kit consists of a pressed heavy duty aluminium alloy plate which is then hard anodised black to give a durable finish, with centered Royal Enfield branding. Mounting brackets incorporate rubber isolation to dampen vibrations and enable quick removal using standard tools for cleaning.

Also available in Silver, KXA00289



A close-up, low-angle shot of a motorcycle's footpeg assembly. The footpeg is black with a silver-colored metal plate on top. The plate features a circular logo with the letters 'PE' inside. The word 'CONTROL' is overlaid in large, white, bold, sans-serif capital letters across the center of the image. The background is blurred, showing parts of the motorcycle's frame and another footpeg.

CONTROL

BLACK DELUXE RIDER FOOTPEGS

Part No. KXA00247

Add more comfort on long rides with forged aluminium foot pegs, which come with a larger footprint compared to the stock footpegs. The rubber inserts isolate vibrations with their specific bayonet style mounting design. A machined band around the top surface gives a final touch of quality.

KXA00250 BLACK DELUXE PILLION FOOTPEGS are available separately



BLACK DELUXE PILLION FOOTPEGS

Part No. KXA00250

Add more comfort on long rides with forged aluminium foot pegs, which come with a larger footprint compared to the stock footpegs. The rubber inserts isolate vibrations with their specific bayonet style mounting design. A machined band around the top surface gives a final touch of quality.

KXA00247 BLACK DELUXE RIDER FOOTPEGS are available separately

Note: KXA00250 BLACK DELUXE PILLION FOOTPEGS are not compatible with Longhaul Panniers.



BLACK BAR END MIRRORS

Part No. 1990401

These Royal Enfield marked fully homologated replacement mirrors will be a sight to behold on your modern easy cruiser. The Billet Machined Mirrors offer improved stability and visibility.

*Bar End Mirror Adaptor, part no. KXA00125 is available separately.



BAR END MIRROR MOUNTS

Part No. KXA00277

Designed bespoke for the Bar End Mirrors, these Machined Adapters will simply replace the OEM barend finishers to provide the required mounting surface for the Bar End Mirrors to clamp to.



BLACK TOURING MIRRORS

Part No. 1990454

Royal Enfield marked mirrors are fully homologated to be valid replacements. They have been forged and machined with aluminium stems to offer strength and stability.







SILVER HANDLEBAR CLAMP

Part No. KXA00220

Designed for your Super Meteor, this beautifully sculpted cast aluminium handlebar clamp comes with a Royal Enfield branding.



BLACK TOURING HANDLEBAR

Part No. KXA00245

The Tapered aluminium bar offers gives a more relaxed riding position to tackle the long journey ahead. It is black anodised for durability and laser etched Royal Enfield Branding in the centre shows it off as a Genuine Accessory. When coupled with the Deluxe Touring seat, Deluxe Footpegs and Long Haul Panniers, this will transform your Super Meteor into the long haul Tourer for those long journeys.



HANDLEBAR CABLES AND HOSES

Part No. KXA00264







SEATS



BLACK TOURING BLACK DELUXE TOURING DUAL SEAT

Part No. KXA00253

The Deluxe Touring Dual Seat replaces both your rider and passenger seats, to fundamentally change the ride experience by increasing comfort and support for both the rider & passenger. The instant visual change from the stock motorcycle is striking and the cruiser aesthetic is enhanced significantly.

A better ergonomic form follows the contours of the rider and works together with a foam density optimised through testing and a bespoke designed dual seat base, to give a noticeable difference in both rider and passenger positions; The rider benefits from extra lumbar support and an ergonomically improved curved seat surface, while the passenger gets a significant improvement in the form of a much larger seat to support them, curved at the back for stability.

The high quality vinyls & stitching provide the finer details, with a stitched Royal Enfield logo in the centre for that finishing touch.



BLACK PASSENGER BACKREST MOUNTS

Part No. KXA00206

Styled for the Super Meteor 650 the passenger backrest Mounts provide the mounting structure for the Black Backrest Pad and are made from cast aluminium and finished in a black metallic satin powder coat. With two bolt positions available, the backrest can be tailored to suit either Stock seat, Deluxe Touring seat, or the preference of the passenger in order to personalise the space and ergonomics it offers.

Requires KXA00208 Black Passenger Backrest Pad.



BLACK PASSENGER BACKREST PAD

Part No. KXA00208



Styled for the Super Meteor 650 the passenger backrest Pad combines with the KXA00206 Backrest Mounts to provide the passenger with a comfortable lumbar support.

Requires KXA00206 Black Passenger Backrest Mounts..

BLACK PASSENGER BACKREST RACK

Part No. KXA00212

Styled for the Super Meteor 650 the Black Rear Rack pairs with the KXA00206 Black Passenger Backrest Mounts and KXA00208 Black Passenger Backrest Pad to create a versatile load carrying solution that perfectly fits the Cruiser styling and can be used eg. for a small rucksack or sleeping bag.

Note: Requires KXA00206 Black Passenger Backrest Mounts and KXA00208 Black Passenger Backrest Pad for fitment







BODYWORK

TOURING SCREEN

Part No. KXA00224

Get more wind protection with this touring screen, It will reduce fatigue while giving you a clear view of the road ahead on your Super Meteor 650. This hard-coated, injection-molded screen is scratch resistant and comes with a subtle Royal Enfield branding. It has a pressure reduction vent to help prevent low pressure areas behind the screen which contributes to buffeting. A triangulated mounting kit is included and ensures the screen blade is positioned perfectly.



SILVER SOLO FINISHER

Part No. KXA00222

For that Solo Rider look, replace your passenger seat with this brush finished Solo Finisher. It mounts to the same bolt holes as the passenger seat, covering them up and adding to your Super Meteor's Cruiser styling.



BLACK BAR END FINISHERS

Part No. KXA00271


Give your motorcycle that finishing touch with these handlebar finishers. They are machined from billet aluminium, black anodized for durability and come with laser-etched Royal Enfield branding for style.







LUGGAGE



BLACK PREMIUM LONG HAUL PANNIERS

Part No. KXA00254

Designed especially for your Super Meteor 650 these water resistant, hard shell Touring panniers provide 35 litres of luggage capacity in total. They open downwards from the side and are lockable with a discretely hidden cable actuated multi-clasp system to keep your belongings secure. This Premium model includes a gloss black painted finish and premium Royal Enfield badge.

Sold as a pair, the Long Haul Panniers are hard mounted to the motorcycle using the KXA00204 Long Haul Pannier Rails (required & sold separately). Additional waterproof inner bags are available separately (KXA00081) to give full waterproof protection to your belongings and include carry handles for quick removal from the pannier and use as day bags.

*Load capacity 5Kg per box.

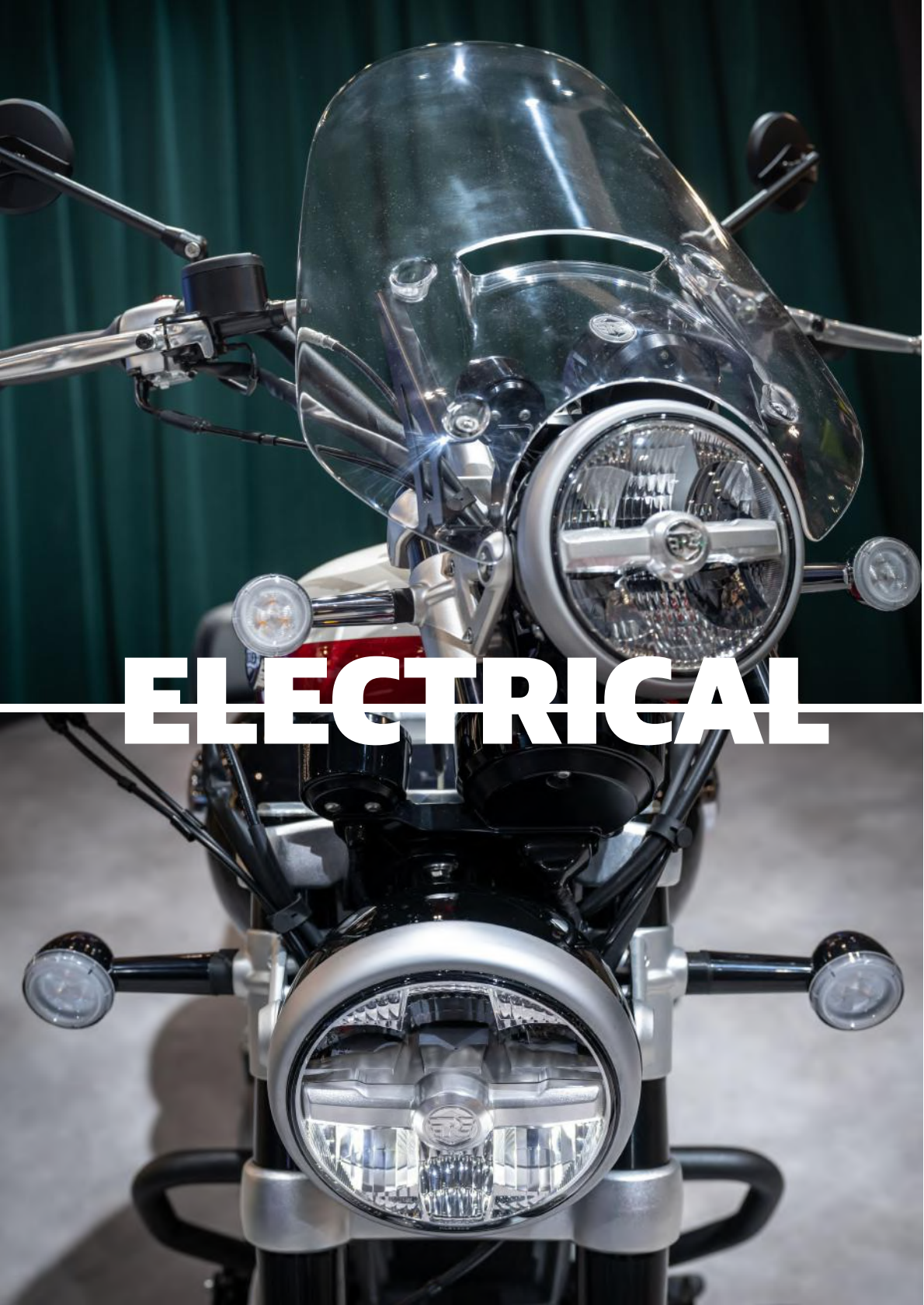


BLACK LONG HAUL PANNIER RAILS

Part No. KXA00204

Manufactured from XXmm diameter mild steel tubing, these rails are black metallic satin powder-coated to give a durable, corrosion resistant finish. Long Haul Panniers are available separately.





ELECTRICAL

SILVER LED INDICATORS

Part No. KXA00263

LED Indicators fit as a direct replacement, ensuring the correct flash rate is maintained. Sleek and minimalistic styling combine with modern LEDs and a 30% reduction in head size to make for a subtle refinement for your motorcycle.

Sold as a set of 4 (front & rear).



BLACK LED INDICATORS

Part No. KXA00248

LED Indicators fit as a direct replacement, ensuring the correct flash rate is maintained. Sleek and minimalistic styling combine with modern LEDs and a 30% reduction in head size to make for a subtle refinement for your motorcycle.

Sold as a set of 4 (front & rear).



A detailed close-up photograph of a motorcycle's rear wheel and hub. The image shows the multi-spoke alloy rim, the central hub with its mounting tabs, and the brake disc. The lighting is dramatic, highlighting the metallic textures and mechanical details. The word "WHEELS" is superimposed in large, white, bold capital letters across the center of the image.

WHEELS

BLACK STYLE 1 ALLOY WHEELS

Part No. KXA00217

Upgrade the style of your Super Meteor 650 with these Royal Enfield branded Machined Cast Alloy Wheels. 10 arching spokes spin outwards from the hub and add forward motion to the motorcycle, even when stationary. The machined detail then adds a visual intensity that just can't be missed.

Carry over the tubeless tyres from your original wheels, you'll find these wheels also come pre-assembled with bearings and spacers too for ease of fitment.

Fully certified with a 3-year warranty.



A close-up photograph of a motorcycle engine. The image shows the black fuel tank on the left with 'Super 650' written in orange and green. A chrome headlight is mounted on the front. The engine block is silver with a black air filter cover on the right that features a circular logo with a stylized 'R' and wings. The word 'ENGINE' is overlaid in large white letters across the center.

ENGINE

BLACK OIL FILLER CAP

Kit No. 1990218

This oil filler cap is machined from billet aluminium and has a separate branded infill to be fitted last, thus keeping the Royal Enfield logo always positioned as intended.



SILVER OIL FILLER CAP

Kit No. 1990236

This oil filler cap is machined from billet aluminium and has a separate branded infill to be fitted last, thus keeping the Royal Enfield logo always positioned as intended.





SECURITY & MAINTENANCE

NAVY WATER RESISTANT BIKE COVER

Part No. 1990643

Protect your motorcycle when not in use with this water resistant cover. It also has Royal Enfield branding and folds neatly into a zipped pocket for storage.



BLACK WATER RESISTANT BIKE COVER

Part No. 1990642

Protect your motorcycle when not in use with this water resistant cover. It also has Royal Enfield branding and folds neatly into a zipped pocket for storage.



ROYAL ENFIELD

Genuine Motorcycle Accessories

Product Catalogue | 2022

Super
METEOR 650



Visit the Accessories section on royalenfield.com to know more.

Products & motorcycles shown may not be available in all markets
Images & specifications shown here may differ from the actual product